



Level indicators with rear welding sockets for operating pressures up to 40 barg

USAGE

The level indicator type 411 serves as a liquid indicator in bypass for reliable level control on boilers and tanks. The indicator features a square flange design with two rear $\varnothing 20$ mm welding ends.

Operating condition

Temperature: (depending on glass and gasket)	$\leq 243\text{ }^{\circ}\text{C}$	Reflective glass DIN 7081 made of borosilicate glass
	$\leq 280\text{ }^{\circ}\text{C}$	Reflective glass DIN 7081 made of borosilicate glass (without technically significant glass attack)
Pressure:	$\leq 35/40^1$ barg	

1) Depending on the medium and ssee pressure note on the next page

Materials

Base frame:	1.4571
Glass:	Borosilicate glass DIN 7081 Reflective glass
Gasket:	PTFE; C4400; Graphite
Screws:	A2-70 / A4-70
Special materials upon request	

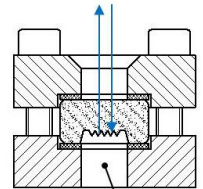
INSTALLATION NOTE

After welding the pipe stub ends to the pipeline, it must be checked whether the sealing surfaces on the base frame have warped. If necessary, reworking must be done! Also, pay attention to the specified tightening torques for the bolting according to the working and maintenance manual!

REFLECTIVE AND TRANSPARENT GLASS

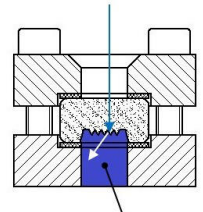
Closed level indicators are equipped with reflective glass by default. The prism structures integrated into the glass cause a targeted light refraction, allowing the liquid level in the housing to be read clearly and with high contrast.

Light rays



Reflective glass
without liquid

Light rays



Reflective glass
with liquid



BL	V	S	Concealed view	h	kg
140	79	60	0	25	3.4
170	124	100	0	25	4.0
220	174	150	0	25	5.0
250	204	180	0	25	5.7
300	264	240	0	25	6.7
310	264	240	0	25	7.0
350	304	280	0	25	7.8
370	324	300	0	25	8.2
400	354	330	0	25	8.9
500	454	430	1x46	25	11.4
600	564	540	1x46	25	13.4
620	574	550	1x46	25	13.9
700	654	630	1x46	25	15.7
740	694	670	1x46	25	16.5
800	754	730	1x46	25	17.8
930	884	860	2x46	25	20.9
1000	954	930	3x46	25	22.8

PRESSURE NOTE

The working pressure of 40 barg is only achievable with liquid media, without technically significant glass attack. In applications with the influence of steam or aggressive media, the maximum working pressure PS = 35 barg at a maximum of 243 °C.

See also the data sheet for sight glass plates according to DIN 7081.



ACI
INDUSTRIEARMATUREN

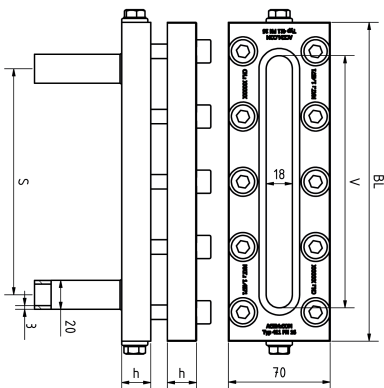
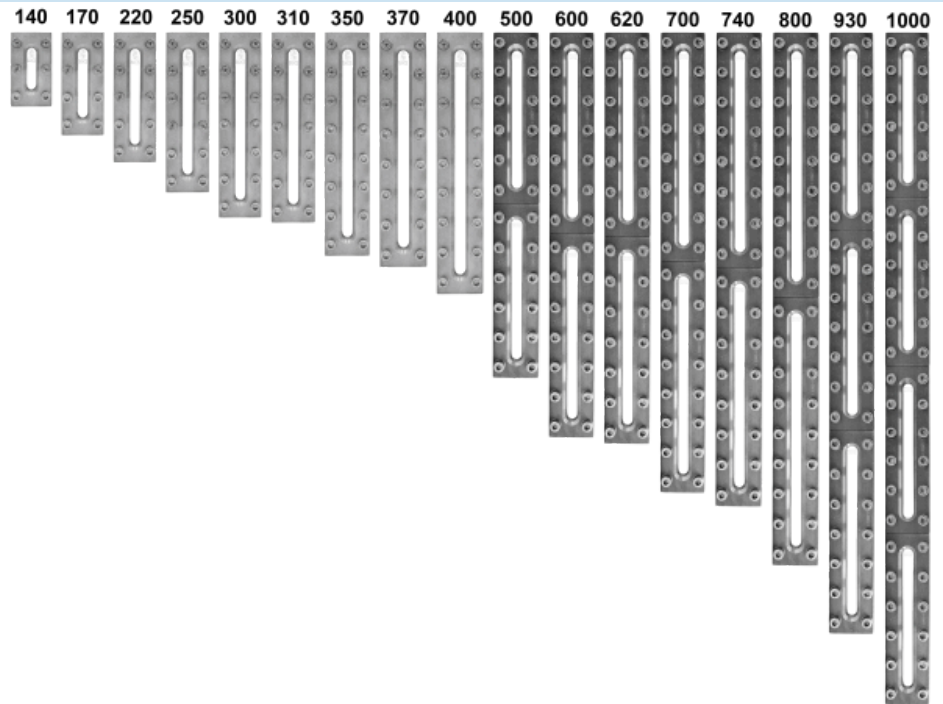
**Level indication
type 411 PN 40**
Level indicator with rear
welding ends

**Type
411**

HIDDEN VIEW (HV)

With level indicators, a concealed view arises in the area between the individual longitudinal sight glasses at large total lengths. This is due to the manufacturing length of the longitudinal sight glasses according to DIN 7081. From a total length of 500 mm, a concealed view is therefore unavoidable. The configuration of the size 140 mm to 1000 mm can be taken from the adjacent representations.

Special sizes available on request.





Level indication type 411 PN 40 Level indicator with rear welding ends

Type 411

PRODUCT CODE

Example for Explaining the Code Composition

11 - 411 - 400 - 2 - 2 - 3 - 7

GROUP	TYPE	LENGTH	PN	BASE FRAME	GLASS	GASKET	VARIANT
11	411	140	2) 40	2) 1.4571	3) Borosilicate glass DIN 7081 Reflex glass	1) PTFE	0) Standard
		170		8) Special		4) C4400	
		220				7) Graphite	
		250				8) Special	
		300					
		310					
		350					
		370					
		400					
		500					
		600					
		620					
		700					
		740					
		800					
		930					
		1000					



Unless otherwise specified, the highlighted factory standard will be delivered.

EXAMPLE

The product code **11-411-400-2-2-3-7-0** corresponds to the standard version:

ACI type 411

400 mm long

PN 40

Base frame made of 1.4571

Cover frame made of 1.4571

Borosilicate glass DIN 7081 reflective

Gasket novaphit® MST-XP

STRUCTURE

1. Screws
2. Cover frame
3. Glass cushion
4. Sight glass
5. Gasket
6. Base frame
7. Welding ends
8. Screw plugs





ACI
INDUSTRIEARMATUREN

Level indication type 411 PN 40

Level indicator with rear
welding ends

Type 411

QUICK OVERVIEW



max. 40 barg



heat resistant up to 280
°C



for liquid media



for gaseous media



Total length
140 - 1000 mm



Custom made design
possible

OPERATING CONDITIONS

Operating conditions depend on the choice of glass and seals:

		SIGHT GLASS		GASKETS	
		Borosilicate glass (DIN 7081) reflective glass	PTFE max. 200 °C	C4400 max. 175 °C	Graphite > 400 °C
TEMPERATURE	up to 175 °C	✓	✓	✓	✓
	up to 200 °C	✓	✓	✗	✓
	up to 243 °C	✓	✗	✗	✓
	up to 280 °C	✓	✗	✗	✓
PRESSURE	35/40 ² barg	✓	✓	✓	✓

2) Depending on the medium

✓ suitable ✗ unsuitable

ACI Industriearmaturen GmbH

✉ info@aci24.com ☎ +49 (0) 2461 91634 00
 🌐 www.aci24.com 📠 +49 (0) 2461 91634 44
 📍 Königskamp 19 · 52428 Jülich · Germany

Continental Trade Sp. z o.o.

✉ biuro@continentaltrade.com.pl ☎ +48 22 670 11 81
 🌐 www.continentaltrade.com.pl 📠 -
 📍 Stara 23 · 05-270 Nadma · Poland